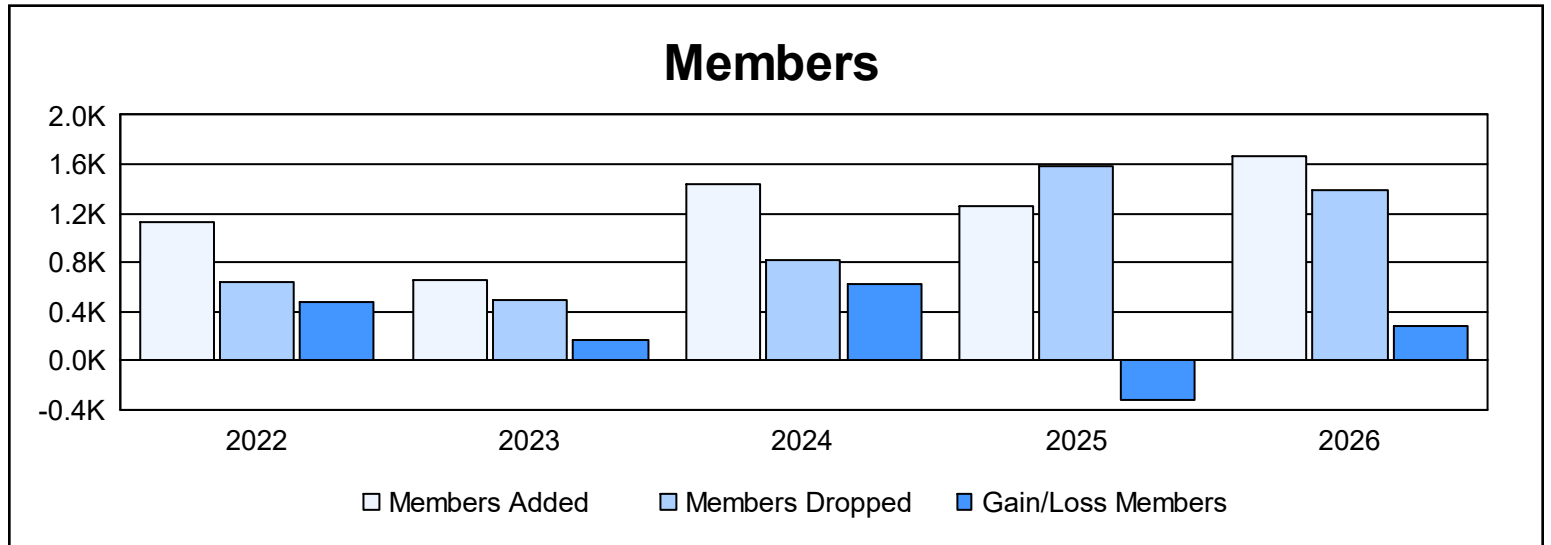
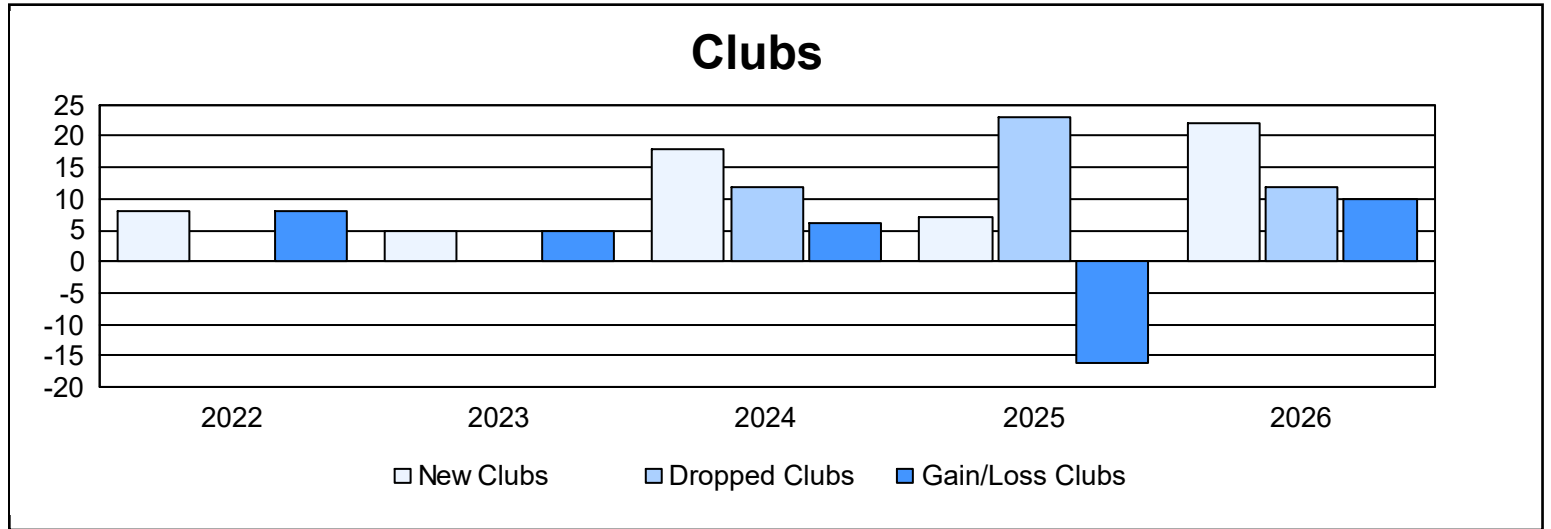
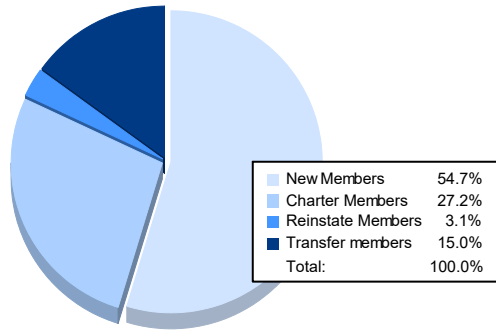


Year	New Clubs	Dropped Clubs	Gain/ Loss Clubs	New Members	Charter Members	Reinstate Members	Transfer Members	Total Member Added	Total Members Dropped	Gain/ Loss Members
2021-2022	8	0	8	714	269	56	81	1,120	642	478
2022-2023	5	0	5	359	143	84	71	657	487	170
2023-2024	18	12	6	778	587	54	22	1,441	824	617
2024-2025	7	23	-16	706	166	169	210	1,251	1,579	-328
2025-2026	22	12	10	913	454	51	251	1,669	1,381	288
Average	12	9	3	694	324	83	127	1,228	983	245



Membership Composition March 2026 Cumulative



Gender Composition March 2026 Cumulative

